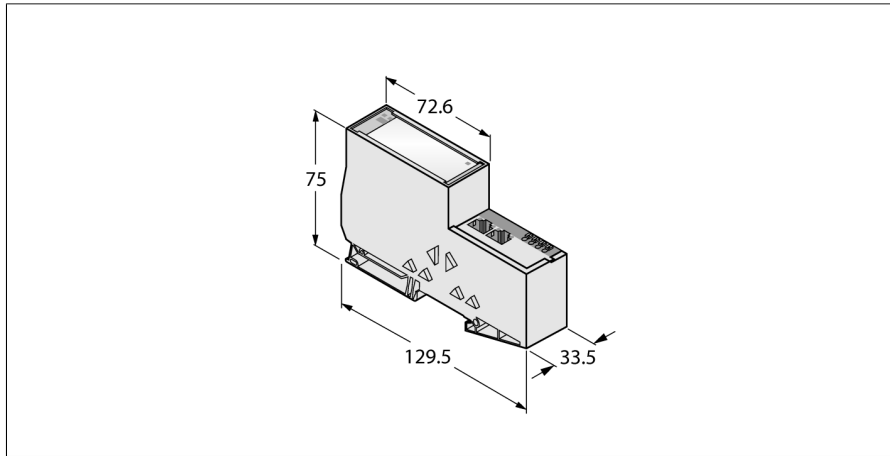
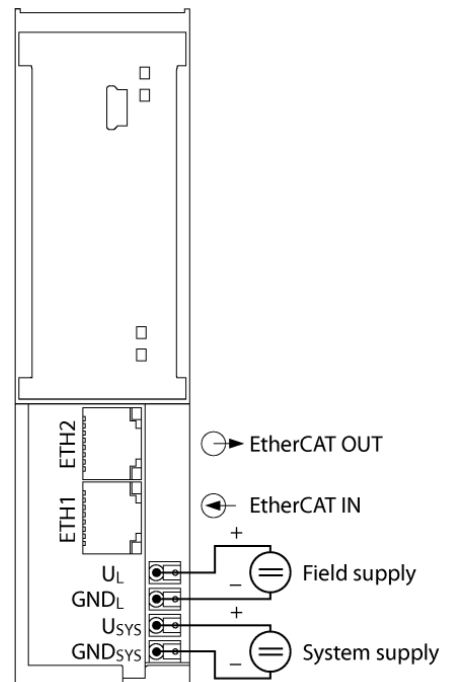


Gateway for the BL20 I/O System Interface for EtherCAT BL20-E-GW-EC



- Protection class IP20
- 2 x end brackets BL20-WEW35/2-SW
- 1 x end plate BL20-ABPL
- LEDs for display of supply voltage, group and bus errors
- Gateway between the BL20 system and EtherCAT
- Modular Device Profile (MDP) supported
- 10/100 Mbps, Auto MDIX
- 2 x RJ45 female

Field/System Supply



Type	BL20-E-GW-EC
ID	6827380
Supply voltage	24 VDC
System power supply	24 VDC / 5 VDC
Field supply	24 VDC
Admissible range	18...30 VDC
Nominal current from module bus	≤ 200 mA
Max. field supply current	8 A
Max. system supply current	0.8 A
Voltage supply connection	Push-in terminals
System data	
Max. number of I/O modules	72
Transmission rate	10/100 Mbps; full/half duplex; auto negotiation; auto crossing
Connection technology Ethernet	2 x RJ45 female connector
Service interface	Mini USB
EtherCAT	
Address allocation	automatic
MinCycleTime	250 μs
Diagnostics	CoE Emergencies, DiagnosisHistory
CAN over EtherCAT	acc. to modular device profile (ETG.5001.1)
Dimensions (W x L x H)	33.5 x 129.5 x 74.4 mm
Approvals	CE, cULus
Ambient temperature	0...+55 °C
Storage temperature	-25...+85 °C
Relative humidity	15...95 %, no condensation allowed
Vibration test	Acc. to EN 61131
Shock test	Acc. to IEC 60068-2-27
Drop and topple	acc. to IEC 68-2-31 and free fall to IEC 68-2-32
Electromagnetic compatibility	Acc. to EN 50082-2
Protection class	IP20
MTTF	224 years acc. to SN 29500 (Ed. 99) 20 °C

Functional principle

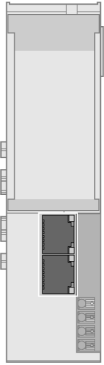
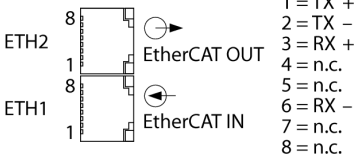
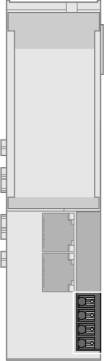
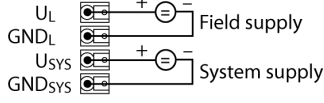
BL20 gateways are the head component of a BL20 station. They are designed to interface the modular fieldbus nodes to the higher level fieldbus (PROFIBUS-DP, DeviceNet, CANopen, Ethernet).

All BL20 electronic modules communicate over the internal module bus, the data of which is transferred to the fieldbus via the gateway, so that all I/O modules can be configured independently of the bus system.


Included in delivery

2 x end brackets BL20-WEW-35/2-SW, 1 x end plate
BL20-ABPL

Anschlussübersicht

	<p>EtherCAT</p> <p>Fieldbus cable (example): RJ45S-RJ45S-441-2M (ident no. 6932517) or RJ45-FKSDD-441-0,5M/S2174 (ident no. 6914221)</p>	<p>Pin Assignment</p> 
	<p>Power Supply</p> <p>The U_{SYS} system supply feeds power to the gateway and the I/O modules. The U_L field supply feeds power to the sensors and actuators.</p>	<p>Pin Assignment</p> 

Accessories

Type code	Ident-No.		Dimension drawing
BL20-ABPL (2 PCS.)	6827123	End plate for a BL20 station after the last I/O module (2 pieces)	
BL20-WEW-35/2-SW (10 PCS.)	6827124	End bracket for fixation of a BL20 station (10 pieces)	